



**DWIGHT
CRANE**
416-287-3107

LRX

PIRANHA

MOBILE LIGHTING SYSTEMS

6K HMI - 12K HMI - 12K TUNGSTEN


- 80' BOOM
- 4 WHEEL DRIVE
- 12K DIMMABLE TUNGSTEN
- 6K - 12K HMI ELECTRONIC BALLAST DIMMABLE (FLICKER FREE)
- FULL LAMP FUNCTION FROM HARD WIRE OR WIRELESS REMOTE CONTROL
- FAST 10 MINUTE SETUP
- 1 MINUTE BULB CHANGE
- INDIVIDUAL GEL FRAMES 30 SECOND COLOR OR DIFFUSION CHANGE

POWER REQUIREMENTS

- POWER INPUT - 120 - 208 - 3 PHASE
- CURRENT DRAW 375 AMP. @ 125 AMP. PER LEG
- INPUT CONNECTORS CAMLOCK TYPE "E" SERIES

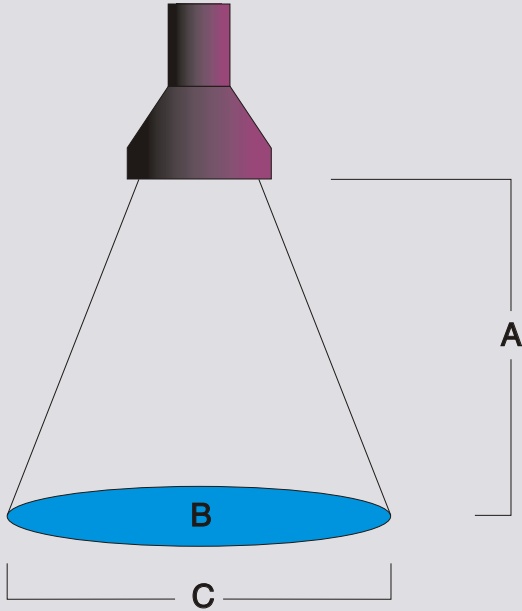
PHONE 416-287-3107
FAX 905-686-8546
E-MAIL dcr@idirect.com

www.dwightcrane.com



PIRANHA

PHOTOMETRICS



6K - HMI SINGLE ENDED

INDIVIDUAL HEAD SPOT

(A) DISTANCE	200'	400'	500'	660'
(B) F. STOP 500 ASA 24 FPS.	8.0 ₄	4.0 ₇	4.0 ₆	2.8 ₁
(C) 1/2 PEAK DIA.	30'	58'	72'	94'

INDIVIDUAL HEAD FLOOD

(A) DISTANCE	200'	400'	500'	660'
(B) F. STOP 500 ASA 24 FPS.	4.0 ₆	2.0 ₆	1.4 ₁	1.0 ₄
(C) 1/2 PEAK DIA.	130'	256'	322'	424'

12K - HMI SINGLE ENDED

INDIVIDUAL HEAD SPOT 12K - HMI

(A) DISTANCE	200'	400'	500'	660'
(B) F. STOP 500 ASA 24 FPS.	11.1	5.6 ₃	4.0 ₃	4.0
(C) 1/2 PEAK DIA.	42'	84'	106'	138'

INDIVIDUAL HEAD FLOOD 12K - HMI

(A) DISTANCE	200'	400'	500'	660'
(B) F. STOP 500 ASA 24 FPS.	5.6 ₅	2.8 ₂	2.0 ₆	1.4 ₉
(C) 1/2 PEAK DIA.	120'	240'	300'	396'

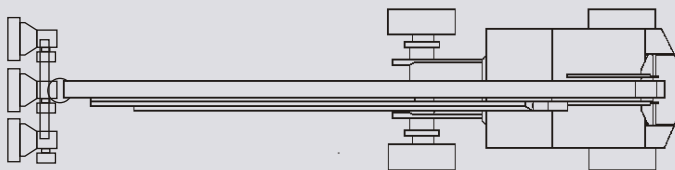
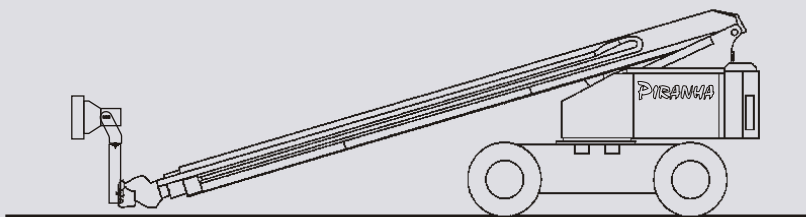
12K - TUNGSTEN SINGLE ENDED

INDIVIDUAL HEAD SPOT

(A) DISTANCE	200'	400'	500'	600'
(B) F. STOP 500 ASA 24 FPS.	4.0 ₁	2.0 ₃	1.4 ₇	1.4 ₁
(C) 1/2 PEAK DIA.	30'	58'	72'	94'

INDIVIDUAL HEAD FLOOD

(A) DISTANCE	200'	400'	500'	600'
(B) F. STOP 500 ASA 24 FPS.	2.0 ₅	1.0 ₃	NA	NA
(C) 1/2 PEAK DIA.	130'	256'	NA	NA



BOOM HEIGHT	80'
HEIGHT STOWED	9' 9"
WIDTH AXLES	8' 6"
LENGTH STOWED	35' 3"
WHEELBASE	108"
TURNING RADIUS	20' 2"
TAILSWING	8'
TRAVEL SPEED - STOWED	3.2 MPH
GRADE ABILITY	25 %
GROUND CLEARANCE	14"
WEIGHT	38,200 LBS.